

Insight II

Next Generation Digital HD Video Endoscopy Processor



Model : OVP-IN2



COMPATIBLE WITH

• Bronchoscope • Pleurascopes • Laryngoscope • Ureteroscope • Cystoscope

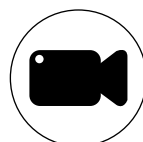
Better diagnosis supported by better features



Fibreless
LED-AT-TIP



5 in 1 Scope
Connectivity



Video Recording

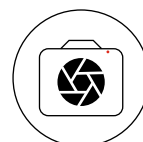
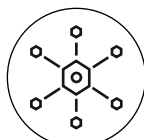


Image Capturing



Multiple Video
Output



Scope
Identification



Single Click
Connector



Compact &
Light Weight

Specifications:

Model	OVP-IN2	
Power Supply	Voltage	100-240 VAC
	Voltage fluctuation	Within $\pm 10\%$
	Frequency	50/60 Hz
	Frequency fluctuation	Within ± 3 Hz
	Consumption electric power	18 VA
	Fuse rating	3 A, 250 V
	Fuse size	$\phi 5.0 \times 20.0$ mm
Size	Dimensions	300 (W) x 295 (L) x 80 (H) mm
	Weight	5 kg
Classification (medical electrical equipment)	Type of protection against electric shock	Class 1
	Degree of protection against electric shock of applied part	Type BF applied part. Where no classification mark appears, the device is a type BF applied part.
	Degree of protection against explosion	The Video Processor should be kept away from flammable gases.
Observation	Analog SD TV signal output	Y/C x 1, VBS x 1 simultaneous output is possible.
	Digital signal output	HDMI x 2, DVI-D x 2 simultaneous output is possible.
	White balance	By pressing the white balance switch on the front panel, automatic white balance can be performed.
	Color tone adjustment	The following color tone adjustments may be using the color tone adjustment on the "System Setup" menu.* "R" control: ± 5 steps, * "G" control: ± 5 steps, * "B" control: ± 5 steps, * Chroma : ± 5 steps
	Image settings	Contrast: ± 5 steps, Brightness: ± 5 steps, Gamma: ± 5 steps
	Image size option	Small, Medium, Default & Large
	Light target	ALC: ± 5 steps
	Iris area selection	The area over which light is measured can be changed according the body part that is being observed. The following two choices can be made using the iris mode selector on keyboard and endoscope remote switch. Average: Normal observation. Peak: When focusing on and/or observing a small bright area.
	Image enhancement mode setting	Fine patterns or edges in the endoscopic images can be enhanced electrically to increase the image sharpness.
	Gamma correction	Gamma correction adjustments can be performed by adjusting the gamma value.
	Switching the enhancement modes	The enhancement level can be selected from 3 levels enhancement modes (Low, Med and High) using the image enhancement mode on the front button panel.
	Brightness selector	The brightness can be adjusted using the brightness adjustment on the "System & Image setting" menu.
	Contrast selector	The contrast can be adjusted using the contrast adjustment on the "System Image setting" menu.
	Zoom	1.3x
	Remote control	Multiple programmable functions can be controlled by the endoscope's 2Nos. remote switches
	mBLU	This mode is used to switch the normal mode to mBLU mode - 1 & mBLU mode - 2
	Freeze screen display	The endoscopic image can be displayed as a frozen image, using the freeze switch key from endoscope.
	Pre-Freeze	While capturing a image, the function analyzes previous images & display the sharpest image from the view.
Portable Memory	Media	USB mass storage
	Image recording	PNG Format
	Movie recording	AVI
Documentation	Patient data	The following data and modes can be displayed on the video monitor using the keyboard * ID number * Doctor Name * Patient Name * Sex, Age * Date of Birth * Comments
	Display the record state	* Date/time (built-in clock)
	Scope information data	The following scope information can be displayed on the monitor * Scope Model No. * Serial No. * Insertion Tube Diameter * Channel Diameter * Distal End Diameter * User details
USB Ports	Total 3 nos.	Keyboard & External Storage
Memory backup	Number of user settings	User settings up to 5nos. users
	User function settings	Settings are held in video processor memory, even after video system is turned off.
	Lithium battery	Life: 5 years
Illumination	Fibreless LED (White)	At the endoscope's Tip

*Specifications, Designs and Models are subject to change without any obligation on the part of the manufacturer



Manufactured by:

MITRA MEDICAL SERVICES LLP

Plot No.: 21-B, Sector-1, Parwanoo, Dist.- Solan, Himachal Pradesh - 173 220. INDIA

Toll Free No.: 1800 1020 307

E-Mail: ottomed@ottomed.com, Website: www.ottomed.com

Distributed by:

MITRA MEDICAL SERVICES LLP

B-226, Okhla Industrial Area, Phase-1, New Delhi - 110 020. INDIA

Toll Free No.: 1800 1020 307

E-Mail: ottomed@ottomed.com, Website: www.ottomed.com